

SPRINGFIELD

COLLEGE



SEXUAL & GENDER-BASED MISCONDUCT CAMPUS CLIMATE SURVEY Spring 2025

Office of Non-Discrimination Initiatives

SUMMARY REPORT

Report Prepared By:

Erin Leeper, Director, ONDI/Title IX Coordinator

Overview & Key Findings

In Spring 2025, Springfield College administered a Sexual & Gender-Based Misconduct Campus Climate Survey as required by the [2021 Campus Sexual Assault Law](#) in Massachusetts. The law requires each institution of higher education to conduct a sexual misconduct climate survey of all students at the institution every four years. Within 120 days after completion and analysis of a sexual misconduct climate survey, each institution shall also post a summary of the results on the institution's website. The [Task Force on Sexual Misconduct Surveys formed by the Massachusetts Commissioner of Higher Education](#) developed the survey questions used in this climate survey. The survey asks sensitive questions around topics that include personal experiences with sexual misconduct, to include sexual violence, dating violence, domestic violence, gender-based violence, violence based on sexual orientation or gender expression, sexual assault, sexual harassment, and stalking. The survey also includes a section regarding services that support people who have experienced sexual misconduct.

Methods & Student Data

Springfield College administered the survey from February 11, 2025 to March 3, 2025 to all undergraduate and graduate students. To aid in optimal completion rates, incentives were offered in the form of a random drawing and included a bluetooth speaker, Springfield College blanket, and a 2025-2026 student parking pass. Email invitations were sent to all currently enrolled undergraduate and graduate students, including online students, and 264 students responded to the survey, for a **response rate of approximately 10%**. As a comparison, we had a total student response rate of 12.7% when we administered the HEDS Sexual Assault Climate Survey in Spring 2023.

Student Demographics (combined undergrad/grad/online)

		Survey Sample		Springfield College Student Population ¹² n=2606	
		N	%	N	%
Gender n=167; can select all that apply	Women	120	72%	1305	50%
	Men	43	26%	1109	42%
	Transgender, Gender Nonconforming or Other	9	5%	<i>Data not collected</i>	
	Gender undisclosed	1	<1%	192	8%
Race/ Ethnicity/Origin n=168; can select all that apply	White	126	75%	1738	58%
	Black Or African American	12	7%	252	8%
	Asian	17	10%	98	3%

¹/<https://springfield.edu/sites/default/files/springfield-college-2024-25-common-data-set-usnews-v4.pdf>

²/https://mypridenet.springfield.edu/get_file?pid=d24928584e1e1d65c531da6d12368368481b9c1fc4eb7bef78989819d9e1d828

	Hispanic/Latinx	16	10%	356	12%
	Native Hawaiian or Pacific Islander	0	0%	4	<1%
	American Indian or Alaska Native	1	<1%	18	<1%
	2 or More Races	<i>Selected race/ethnicity categories above</i>		26	1%
	Race/Ethnicity Undisclosed	4	2%	401	13%
	Nonresident/International (<i>invited on survey to select race in addition</i>)	12	7%	92	3%
Sexual orientation n=166	Straight	112	67%	<i>Data not collected</i>	
	Bisexual	21	12%		
	Gay	5	3%		
	Lesbian	3	2%		
	Other Sexual Minority (I.E. Asexual, Queer, Questioning, Pansexual)	19	11%		
	Sexual orientation undisclosed	6	4%		
Class year n=167	First-year	39	23%	515	19%
	Sophomore	33	20%	441	16%
	Junior	31	19%	494	18%
	Senior	19	11%	477	17%
	Graduate	44	26%	841	30%

General Findings

This report provides an overview of key findings of Springfield's campus sexual misconduct climate survey.

Sexual and Gender-Based Misconduct Incidents

Sexual Assault Prevalence

The following chart is the number of students who experienced the behavior 1 or more times since enrolling at Springfield College

N=194

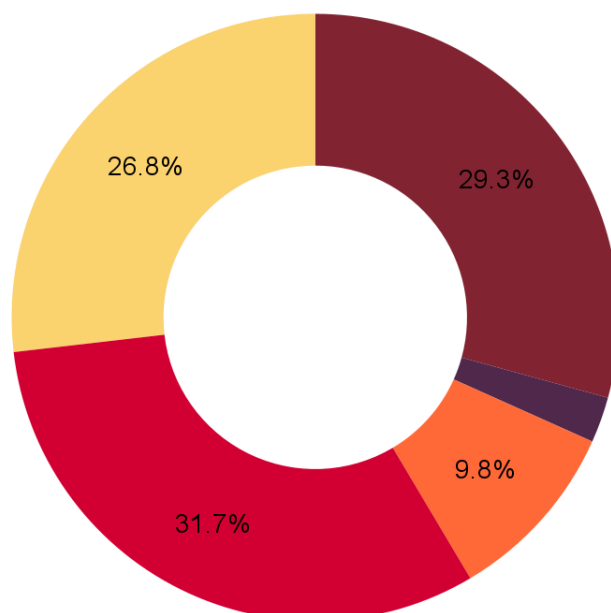
Someone fondled, kissed, or rubbed up against the private areas of my body or removed some of my clothes without my consent	63	23.8%
Someone had oral sex with me or made me have oral sex with them without my consent	30	11.4%
Someone put their penis, fingers, or other objects into my vagina without my consent	42	15.9%
Someone put their penis, fingers, or other objects into my butt without my consent	18	6.8%
Even though it didn't happen, someone TRIED to have oral, anal or vaginal sex with me without my consent	44	16.7%
Since I have been a student at SC, someone has had contact with me involving penetration or oral sex without my active, ongoing voluntary agreement	19	7.2%
Since I have been a student at SC, someone has kissed or sexually touched me without my active, ongoing voluntary agreement	24	9%

Use of alcohol and drugs to facilitate assault

Alcohol and Drug Use by Offender as Reported by Victim

n=41

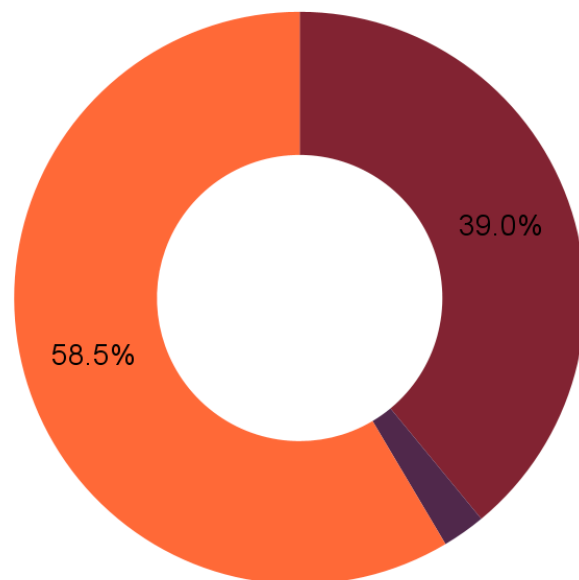
- They had been using alcohol
- They had been using drugs
- They had been using both alcohol and drugs
- They had not been using either alcohol or drugs
- I don't know



Alcohol and Drug Use by Victim

n=41

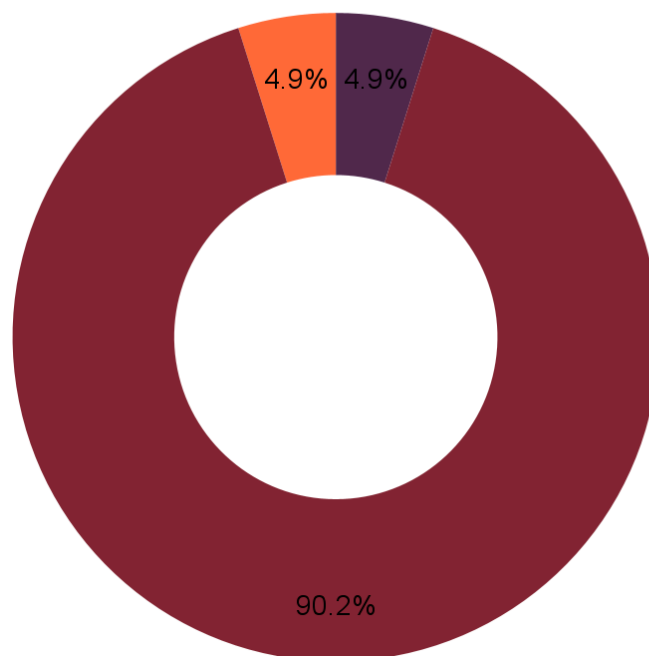
- I had been using alcohol
- I had been using drugs
- I had not been using either alcohol or drugs



Was the victim given alcohol or drugs to facilitate the assault?

n=41

- Yes
- No
- Maybe



Dating Violence Prevalence

Students were asked if they experienced any of the following by any hook-up, partner or spouse they have had since enrolling at Springfield College:

	Never	Once or Twice	Sometimes	Often	Many Times
Not including horseplay or joking around, the person threatened to hurt me and I thought I might really get hurt.	176	5	0	0	1
Not including horseplay or joking around, the person pushed, grabbed, or shook me.	177	4	0	0	1
Not including horseplay or joking around, the person hit me.	177	4	0	1	0
Not including horseplay or joking around, the person beat me up	180	1	0	1	0
Not including horseplay or joking around, the person stole or destroyed my property.	178	2	0	0	2
Not including horseplay or joking around, the person can scare me without laying a hand on me.	168	8	4	2	0

Stalking Prevalence

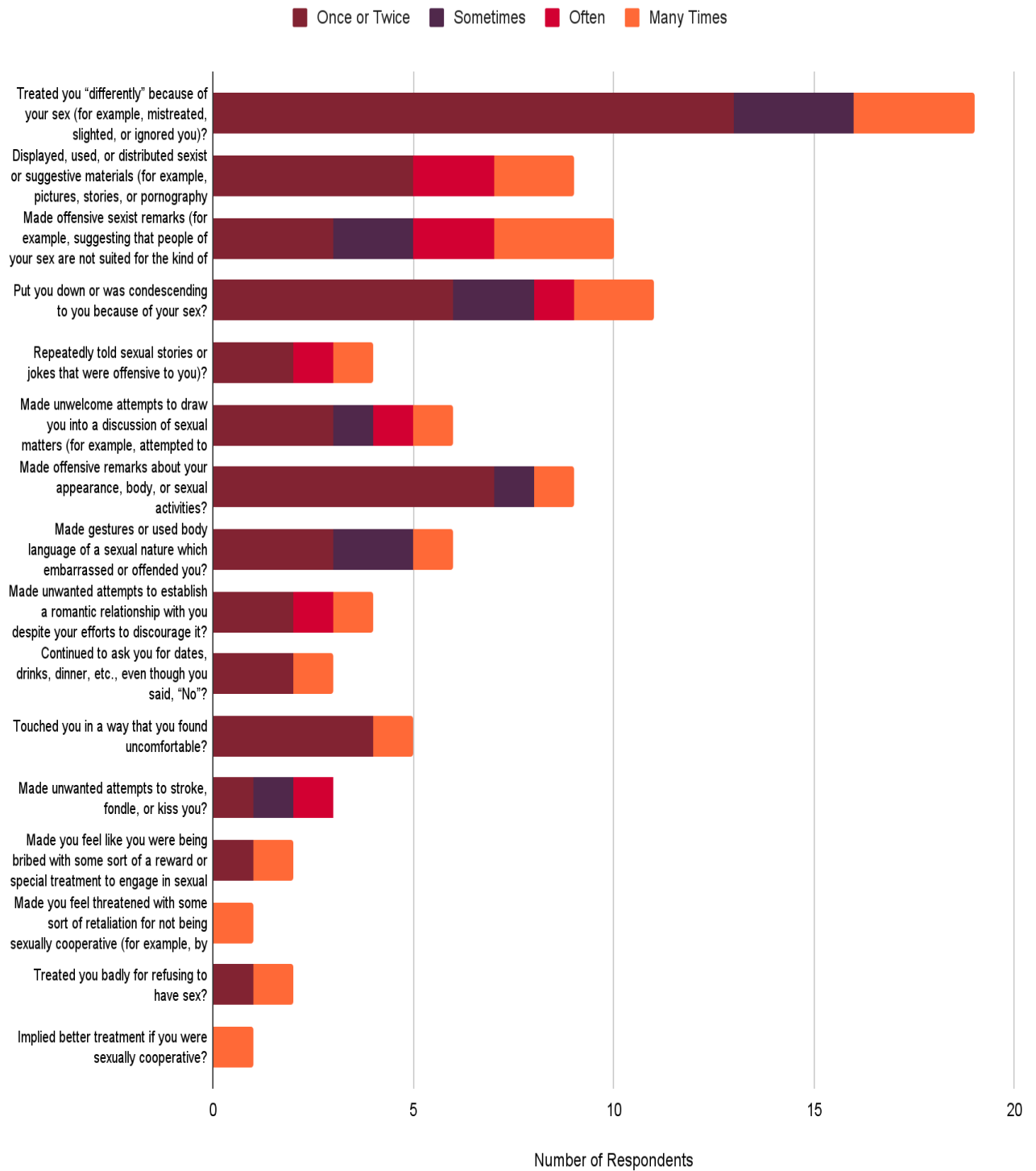
Students were asked how many times have one or more people done the following things to you since you enrolled at Springfield College?

	None	1-2	3-5	6-8	More than 8
Watched or followed you from a distance, or spied on you with a listening device, camera, or GPS [global positioning system]?	171	14	2	0	1

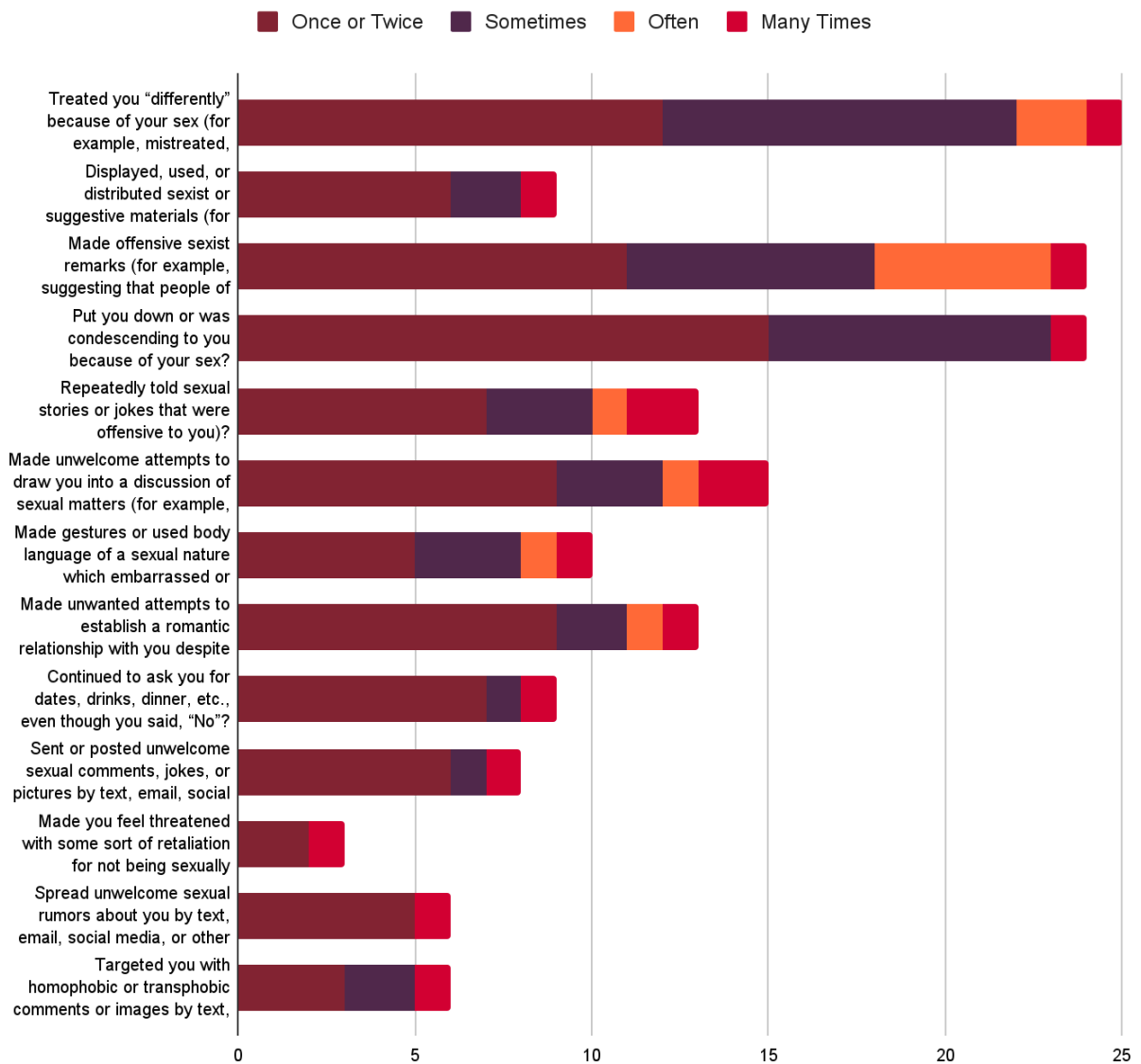
Approached you or showed up in places, such as your home, workplace, or school when you didn't want them to be there?	170	17	1	0	0
Left strange or potentially threatening items for you to find?	184	2	2	0	0
Sneaked into your home or car and did things to scare you by letting you know they had been there?	187	1	0	0	0
Left you unwanted messages (including text or voice messages)?	165	18	1	1	3
Made unwanted phone calls to you, including hang up calls?	179	5	2	0	2
Sent you unwanted emails, instant messages, or sent messages through social media apps?	171	12	3	0	2
Left you cards, letters, flowers, or presents when they knew you didn't want them to?	184	4	0	0	0
Made rude or mean comments to you online?	173	14	0	0	1
Spread rumors about you online, whether they were true or not?	174	13	0	0	1

Sexual Harassment Prevalence

Students were asked how often they have been in a situation in which a faculty or staff member:



Students were asked how often they have been in a situation in which a student or students:



Reporting

In thinking about the incidents of sexual misconduct described in the previous section, did Springfield College play a role by:

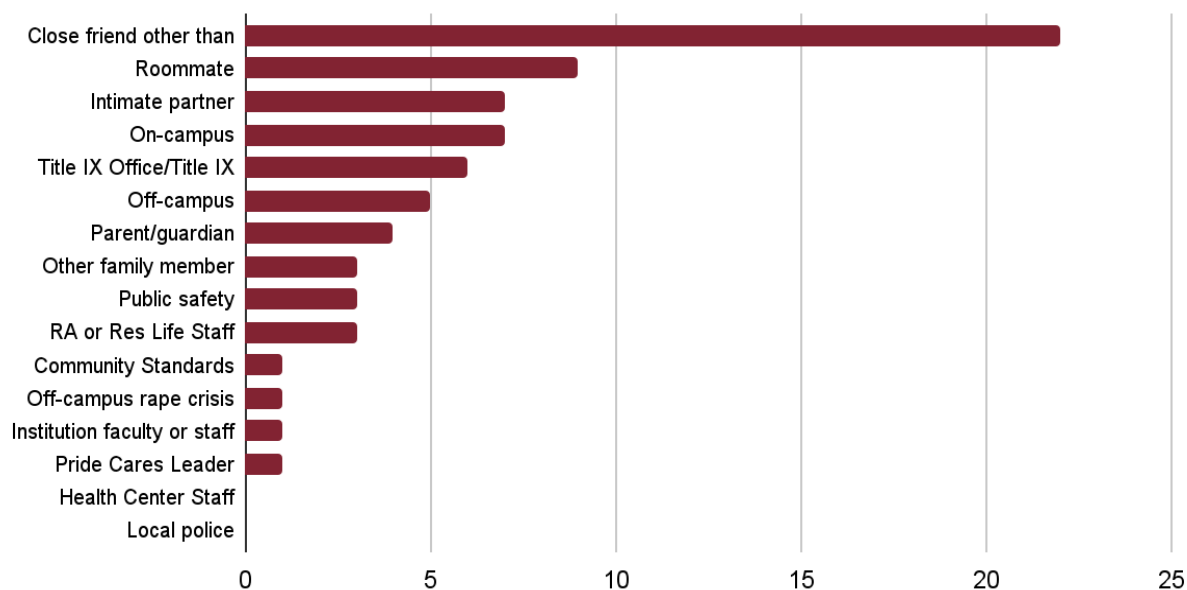
	Yes	No
Actively supporting you with either formal or informal resources (e.g., counseling, academic services, meetings, or phone calls)?	25	5
Apologizing for what happened to you?	11	8
Believing your report?	14	3
Allowing you to have a say in how your report was handled?	12	4
Ensuring you were treated as an important member of the institution?	16	4
Meeting your needs for support and accommodations?	19	4
Create an environment where the incident or this type of experience was safe to discuss?	20	5
Create an environment where this incident or type of experience was recognized as a problem?	21	7
Not doing enough to prevent this incident or type of experience?	9	13
Creating an environment in which this incident or experience seemed common or normal?	8	13
Creating an environment in which this incident or experience seemed more likely to occur?	6	18
Making it difficult to report the incident/s or experience/s?	6	15
Responding inadequately to the incident/s or experience/s if reported?	4	13
Mishandling your case, if disciplinary action was requested?	3	9
Covering up the incident/s or experience/s?	3	11
Denying the incident/s or experience/s in some way?	4	12
Punishing you in some way for reporting the incident/s or experience/s (e.g., loss of privileges or status)?	4	12
Suggesting that the incident/s or your experience/s might affect the reputation of the institution?	4	14
Creating an environment where you no longer felt like a valued member of the institution?	8	15
Creating an environment where staying at Springfield College was difficult for you?	9	15
Responding differently to the incident/s or your experience/s based on your sexual orientation?	4	13
Creating an environment in which you felt discriminated against based on your sexual orientation?	5	18
Expressing a biased or negative attitude towards you and/or the incident/s and/or your experience/s based on your sexual orientation?	4	15

Responding differently to the incident or your experience based on your race?	2	17
Creating an environment in which you felt discriminated against based on your race?	3	20
Expressing a biased or negative attitude towards you and/or the incident/s and/or your experience/s based on your race?	3	18
Responding differently to the incident or your experience based on your gender identity or expression?	5	17
Creating an environment in which you felt discriminated against based on your gender identity or expression?	7	20
Expressing a biased or negative attitude towards you and/or the incident/s and/or your experience/s based on your gender identity or expression?	5	18

Students were asked who they told about their experience, if they told someone prior to completing this survey.

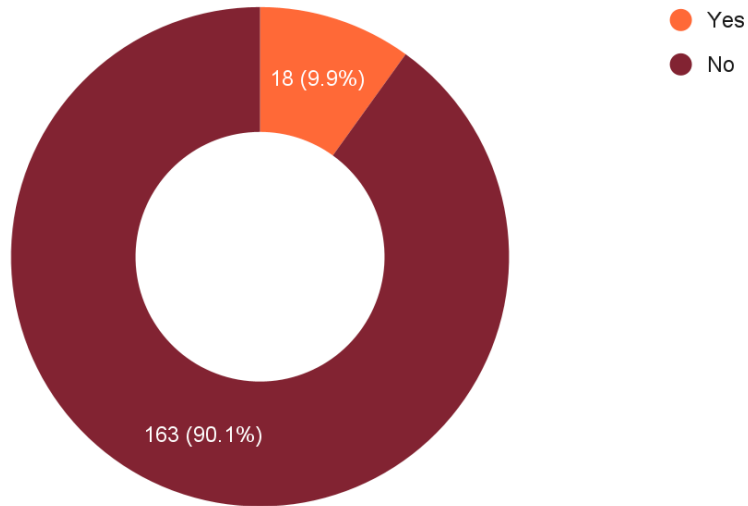
Who did you tell about this incident?

n=27



Has someone engaged in sexual misconduct towards you while you have been enrolled that you did not report?

N=181



Why did you decide not to report this experience and/or contact any of the programs or services from the previous section?

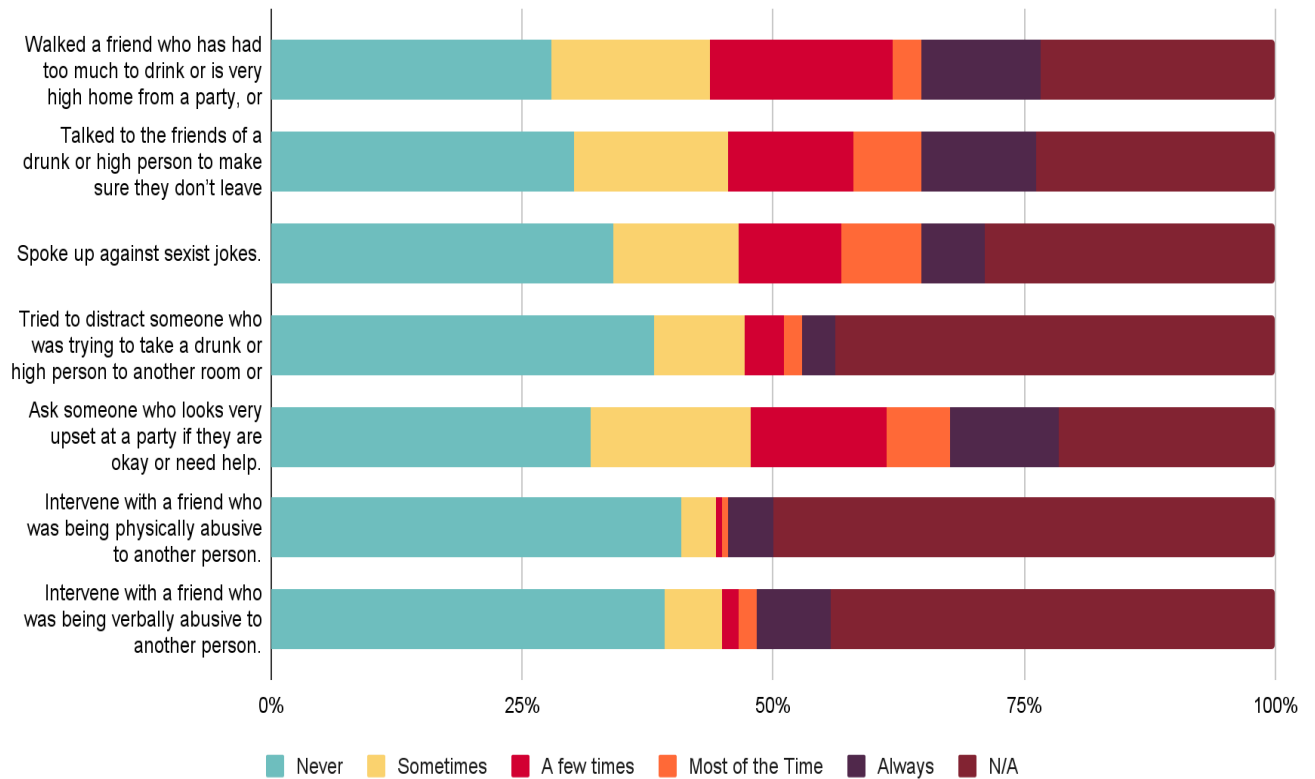
n=18

I did not think it was serious enough to contact any of these programs or services	10
I could handle it myself	10
I felt embarrassed, ashamed, or that it would be too emotionally difficult	7
I did not want the person to get into trouble	6
I feared it would not be kept confidential	5
I feared negative academic, social, or professional consequences	4
I didn't think these resources would give me the help I needed	3
I did not know where to go or who to tell	2
I did not think anyone would believe me	2
I feared retaliation	2
Incident occurred while school was not in session	1
Other	2

Bystander Intervention

Students were asked about how often they acted as a bystander in any of these situations at Springfield College.

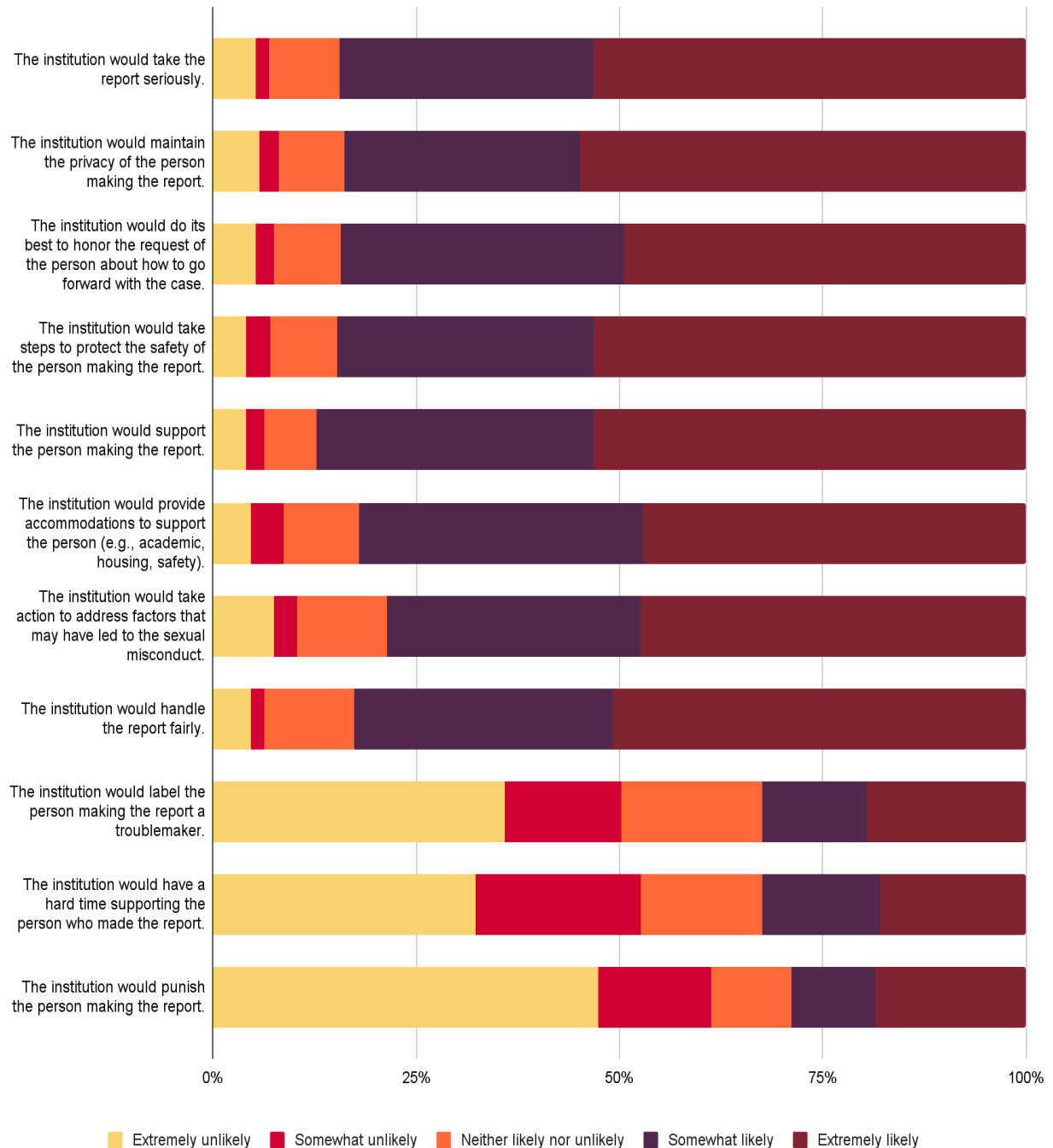
N=176



Knowledge of Resources and Policies

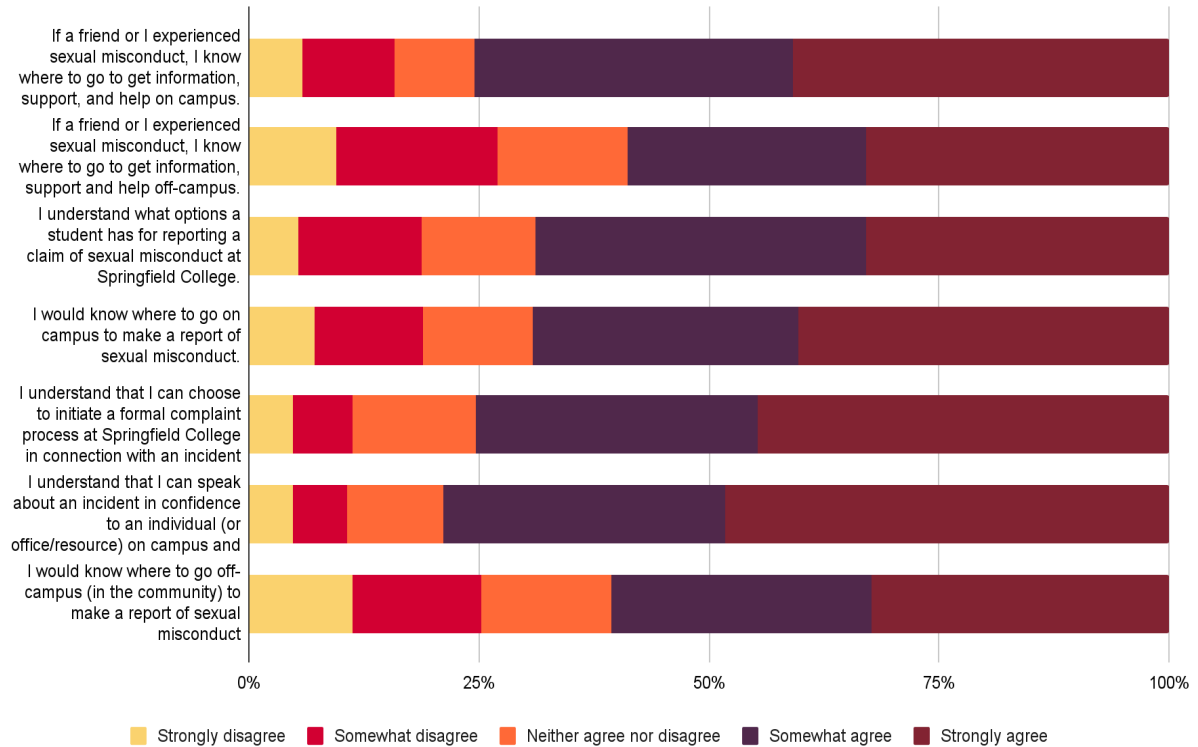
Students were asked about their perceptions of how the College would handle reports of sexual and gender-based misconduct. They were provided a scale of 1 (extremely unlikely) to 5 (extremely likely).

N=173



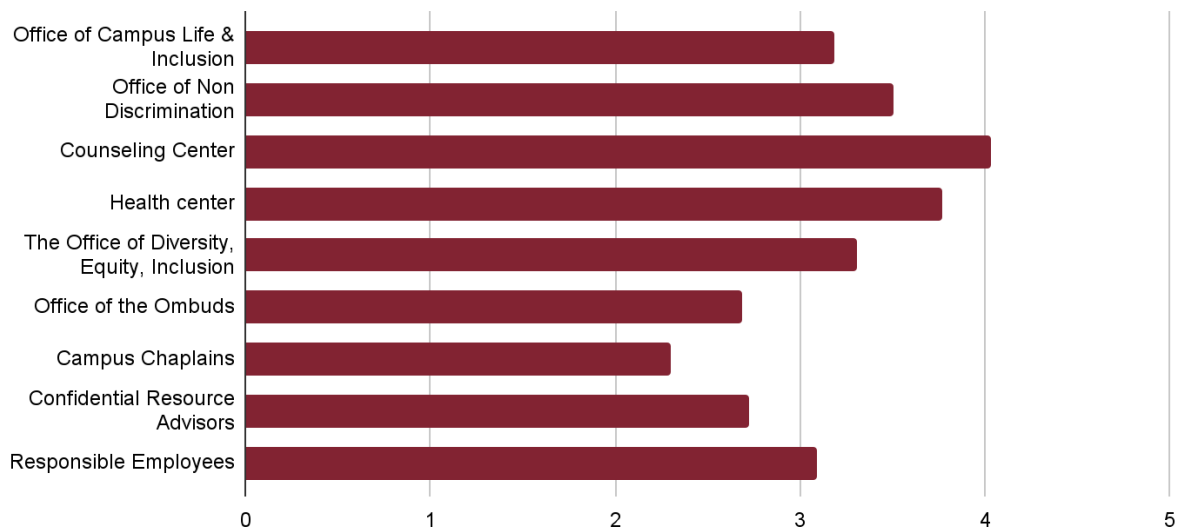
Students were asked about their agreement with the following statements regarding support resources. Students were provided a scale of 1 (strongly disagree) to 5 (strongly agree).

N=171



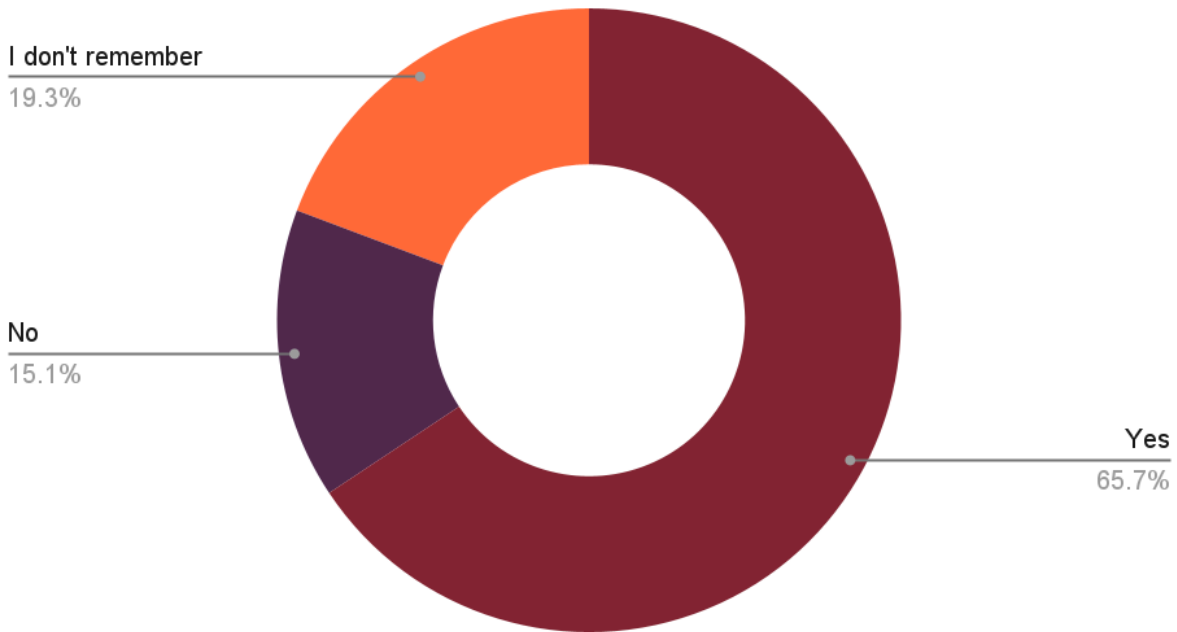
Students were asked about their awareness with the following campus and community resources in relation to their sexual misconduct and provided a scale from 1 (not at all aware) to 5 (extremely aware).

N=167



Students were asked if they received any information or education about sexual misconduct prior to enrolling at Springfield College

N=166



Students were asked if they have you received written (e.g., brochures, emails) or verbal information (e.g., presentations, training) from anyone at Springfield College about the following since enrolling.

N=147

